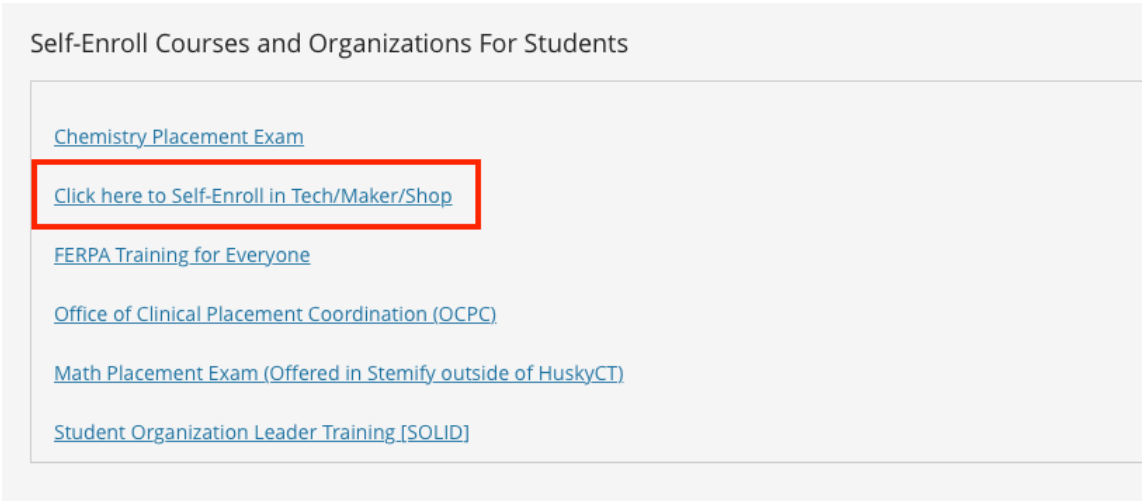


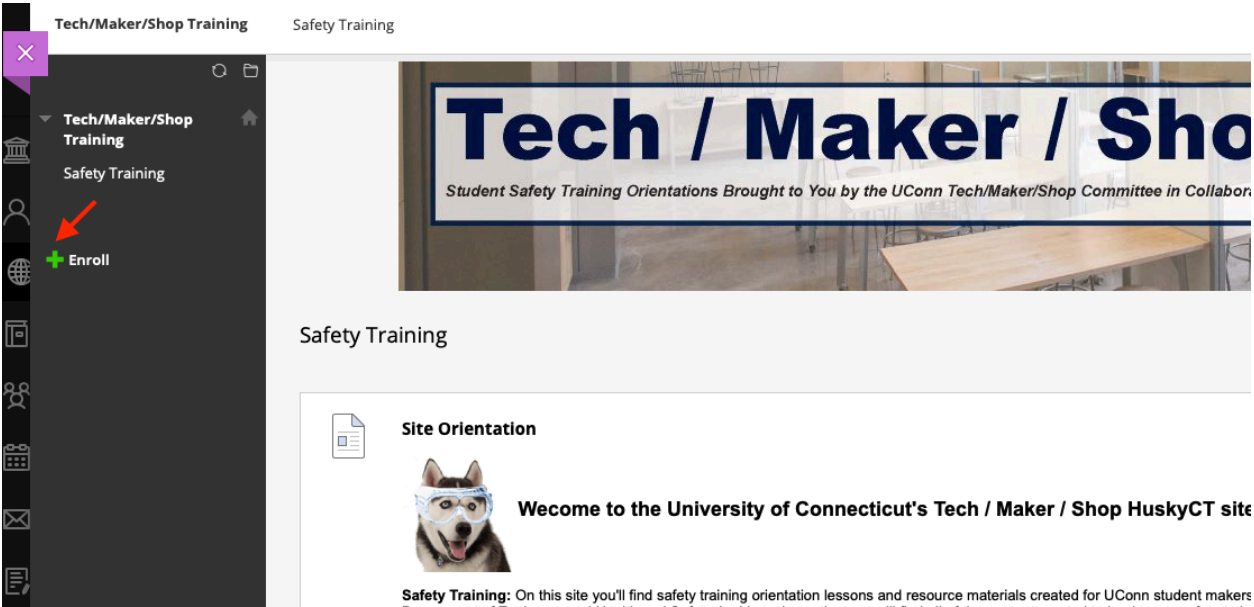


Self-enrolling in Tech/Maker/shop

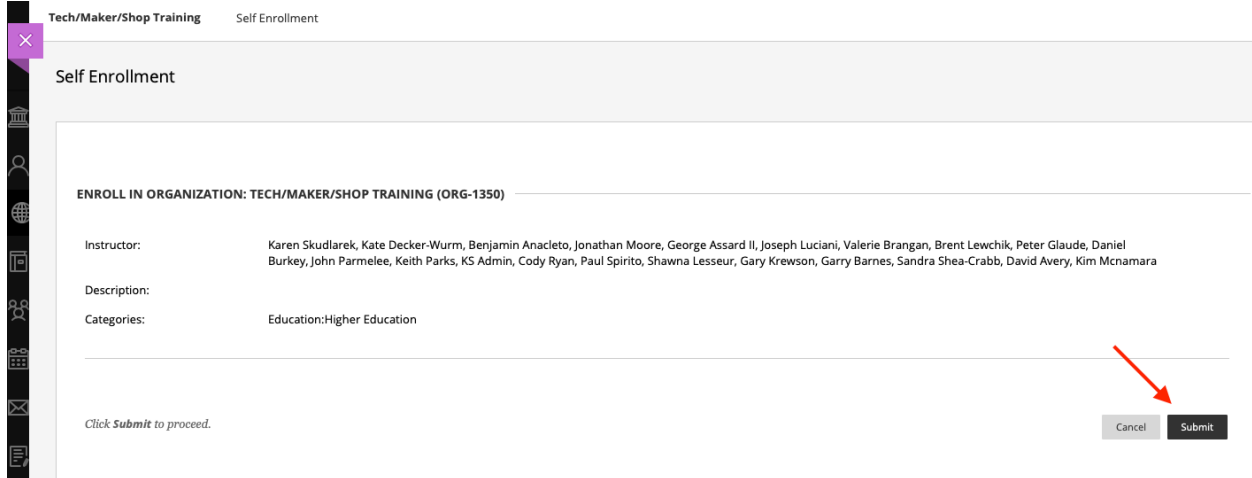
- 1- Login to HuskyCT
- 2- On the Institution Page scroll down to find “Self-Enroll Courses and Organizations For Students”
- 3- Click on “Click here to self-enroll in Tech/Maker/Shop”



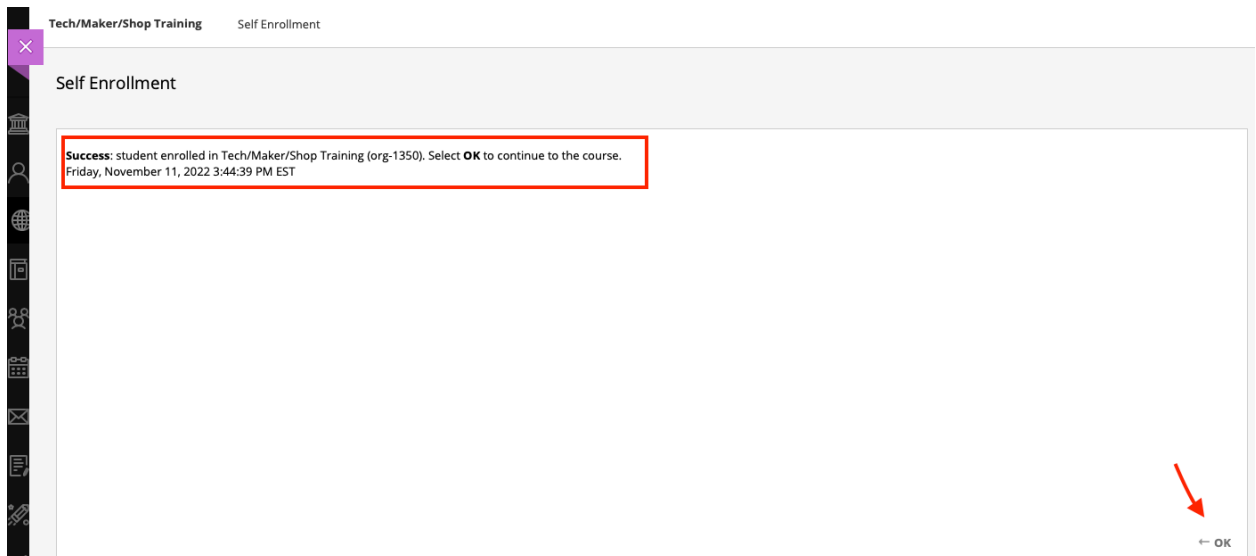
- 4- Click on the green plus sign to enroll:



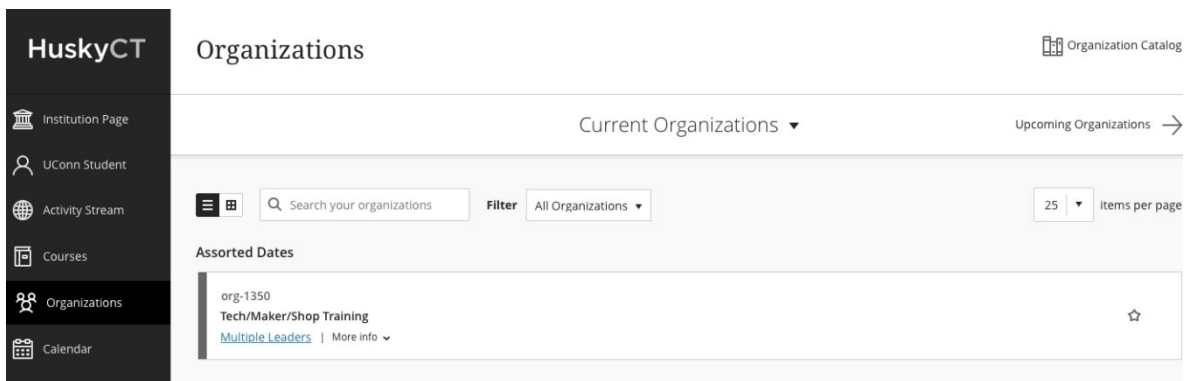
5- Click on Submit:



6- On the following screen you will see a success message. Click on OK and you will be in the course:



7- Next time you want to access the training, you should see it under your "Organizations":



Completing Green-Level Training:

- 1- You will be able to access the training through the **“Organizations”** Tab on your [HuskyCT homepage](#)
- 2- Select **“Tech/Maker/Shop Training”**, and read through the “Site Orientation”
- 3- Select **“Training Lessons”**
- 4- In order to gain access to the IZone Makerspace, you will need to complete the following training modules and **receive 100%** on the associated quizzes:
 - a. **Tech Space HazCom Training with Graded Quiz**
 - b. **Tech/Maker/Shop PPE Training with Graded Quiz**
 - c. **Tech, Maker, and Shop Spaces: Green Level Training- Graded Quiz**
 - d. **ONCE STARTED, EACH INDIVIDUAL TRAINING MUST BE COMPLETE DURING THAT SESSION SO PLEASE PLAN ACCORDINGLY**
 - i. **For example, once you start “Tech Space HazCom Training” you should plan to complete that training in one sitting**
 - ii. **Please note, that if you attempt to skip ahead in trainings, or refresh the page during the training, your progress will potentially be lost and you will need to start again**
- 5- Completion of these trainings is the first step to accessing various spaces on campus including the Innovation Zone Makerspace, Library Maker Studio, OPIM Innovate, etc. (pending completion of a physical orientation of individual spaces).